

MARSH | Global Insurance Market Index

Q4 2016

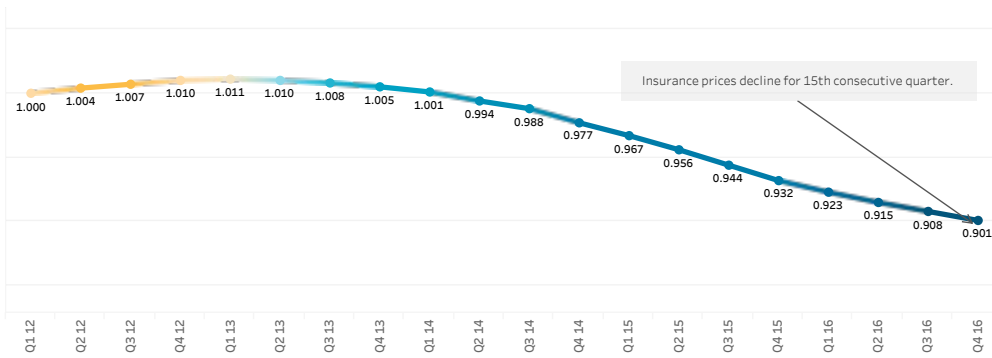
The Marsh Global Insurance Market Index is a proprietary benchmark of commercial insurance premium rate change at renewal, representing the world's major insurance markets and comprising 90% of Marsh's premium. The index captures a rolling four-quarter view of rate movement, providing a quarter-to-quarter look at changes in the marketplace.

Commercial Insurance Index	Composite Insurance Rates, By Region	Global Insurance Rates, By Coverage Line	US Commercial Insurance Market	UK Commercial Insurance Market	Continental Europe Commercial Insurance Market	Latin America Commercial Insurance M..
----------------------------	--------------------------------------	------------------------------------------	--------------------------------	--------------------------------	------------------------------------------------	----------------------------------------

Fourth Consecutive Quarter of Moderating Insurance Rate Decreases

The fourth quarter of 2016 marked an entire year (four consecutive quarters) in which the average rate of decline for global insurance rates moderated — a first since Marsh initiated the index in 2012. It is the fifteenth consecutive quarter in which rates declined, largely due to a global market with substantial capacity and an absence of significant catastrophe losses.

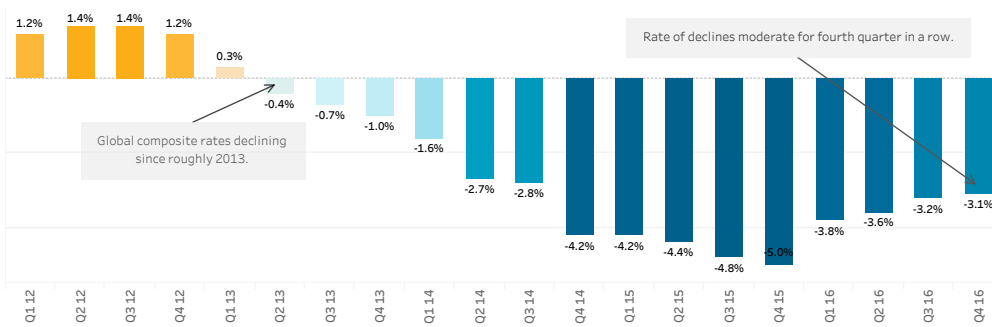
Global Insurance Market Index



+ DIG DEEPER
Simply click, drag, drop, or point

+ EXPLORE
Use the slider above to navigate

Global Insurance Composite Rate Change



Q1 12	1.2%
Q2 12	1.4%
Q3 12	1.4%
Q4 12	1.2%
Q1 13	0.3%
Q2 13	-0.4%
Q3 13	-0.7%
Q4 13	-1.0%
Q1 14	-1.6%
Q2 14	-2.7%
Q3 14	-2.8%
Q4 14	-4.2%
Q1 15	-4.2%
Q2 15	-4.4%
Q3 15	-4.8%
Q4 15	-5.0%
Q1 16	-3.8%
Q2 16	-3.6%
Q3 16	-3.2%
Q4 16	-3.1%

Marsh is one of the Marsh & McLennan Companies, together with Guy Carpenter, Mercer, and Oliver Wyman. This document and any recommendations, analysis, or advice provided by Marsh (collectively, the "Marsh Analysis") are not intended to be taken as advice regarding any individual situation and should not be relied upon as such. The information contained herein is based on sources we believe reliable, but we make no representation or warranty as to its accuracy. Marsh shall have no obligation to update the Marsh Analysis and shall have no liability to you or any other party arising out of this publication or any matter contained herein. Any statements concerning actuarial, tax, accounting, or legal matters are based solely on our experience as insurance brokers and risk consultants and are not to be relied upon as actuarial, tax, accounting, or legal advice, for which you should consult your own professional advisors. Any modeling, analytics, or projections are subject to inherent uncertainty, and the Marsh Analysis could be materially affected if any underlying assumptions, conditions, information, or factors are inaccurate or incomplete or should change. Marsh makes no representation or warranty concerning the application of policy wording or the financial condition or solvency of insurers or reinsurers. Marsh makes no assurances regarding the availability, cost, or terms of insurance coverage. Although Marsh may provide advice and recommendations, all decisions regarding the amount, type or terms of coverage are the ultimate responsibility of the insurance purchaser, who must decide on the specific coverage that is appropriate to its particular circumstances and financial position.

Copyright © 2017 Marsh LLC. All rights reserved.



MARSH | Global Insurance Market Index

Q4 2016

The Marsh Global Insurance Market Index is a proprietary benchmark of commercial insurance premium rate change at renewal, representing the world's major insurance markets and comprising 90% of Marsh's premium. The index captures a rolling four-quarter view of rate movement, providing a quarter-to-quarter look at changes in the marketplace.

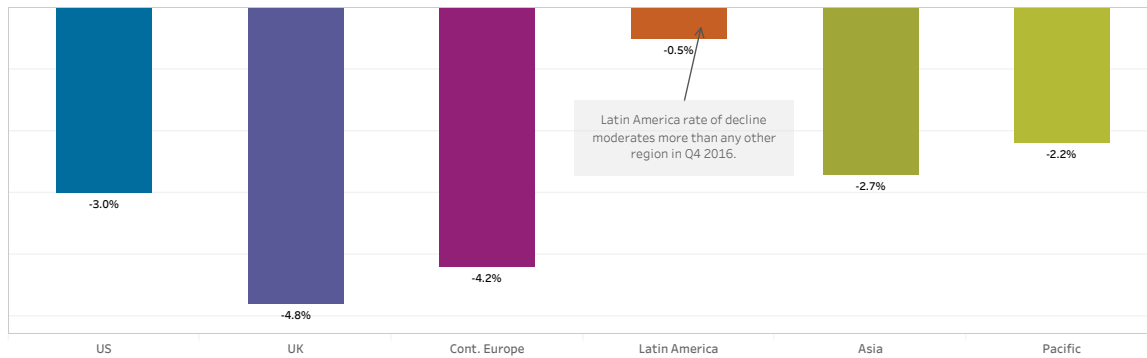
Commercial Insurance Index	Composite Insurance Rates, By Region	Global Insurance Rates, By Coverage Line	US Commercial Insurance Market	UK Commercial Insurance Market	Continental Europe Commercial Insurance Market	Latin America Commercial Insurance M..
----------------------------	--------------------------------------	------------------------------------------	--------------------------------	--------------------------------	------------------------------------------------	----------------------------------------

Insurance Rates Remain Competitive Globally

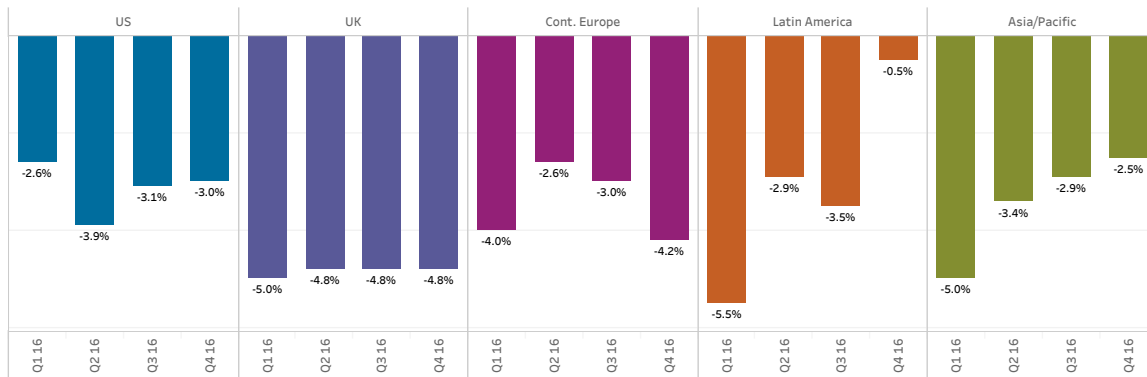
Insurance rates were generally competitive worldwide throughout 2016, although composite rate decreases moderated considerably in Latin America in the fourth quarter. The trend in Latin America was due largely to increasing casualty insurance rates driven by a rise in auto insurance prices, specifically in Colombia and Mexico.

Regional Composite Insurance Rate Change

Q4 2016



Full-Year 2016



Marsh is one of the Marsh & McLennan Companies, together with Guy Carpenter, Mercer, and Oliver Wyman. This document and any recommendations, analysis, or advice provided by Marsh (collectively, the "Marsh Analysis") are not intended to be taken as advice regarding any individual situation and should not be relied upon as such. The information contained herein is based on sources we believe reliable, but we make no representation or warranty as to its accuracy. Marsh shall have no obligation to update the Marsh Analysis and shall have no liability to you or any other party arising out of this publication or any matter contained herein. Any statements concerning actuarial, tax, accounting, or legal matters are based solely on our experience as insurance brokers and risk consultants and are not to be relied upon as actuarial, tax, accounting, or legal advice, for which you should consult your own professional advisors. Any modeling, analytics, or projections are subject to inherent uncertainty, and the Marsh Analysis could be materially affected if any underlying assumptions, conditions, information, or factors are inaccurate or incomplete or should change. Marsh makes no representation or warranty concerning the application of policy wording or the financial condition or solvency of insurers or reinsurers. Marsh makes no assurances regarding the availability, cost, or terms of insurance coverage. Although Marsh may provide advice and recommendations, all decisions regarding the amount, type or terms of coverage are the ultimate responsibility of the insurance purchaser, who must decide on the specific coverage that is appropriate to its particular circumstances and financial position.

Copyright © 2017 Marsh LLC. All rights reserved.

MARSH | Global Insurance Market Index

Q4 2016

The Marsh Global Insurance Market Index is a proprietary benchmark of commercial insurance premium rate change at renewal, representing the world's major insurance markets and comprising 90% of Marsh's premium. The index captures a rolling four-quarter view of rate movement, providing a quarter-to-quarter look at changes in the marketplace.

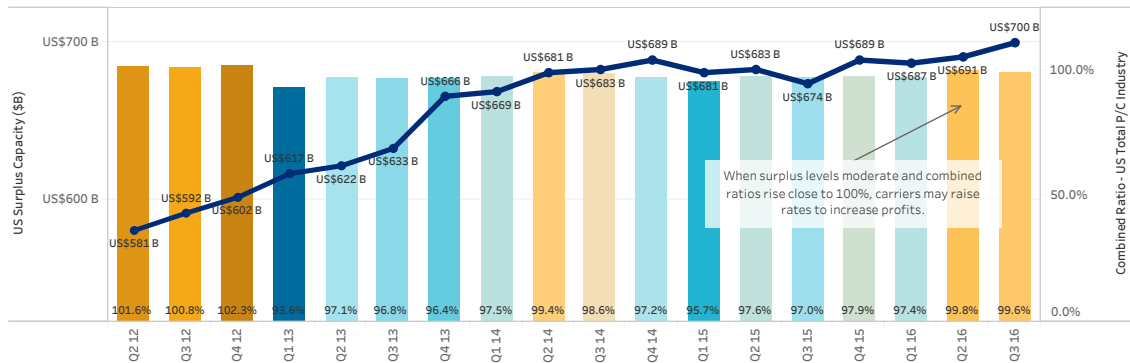
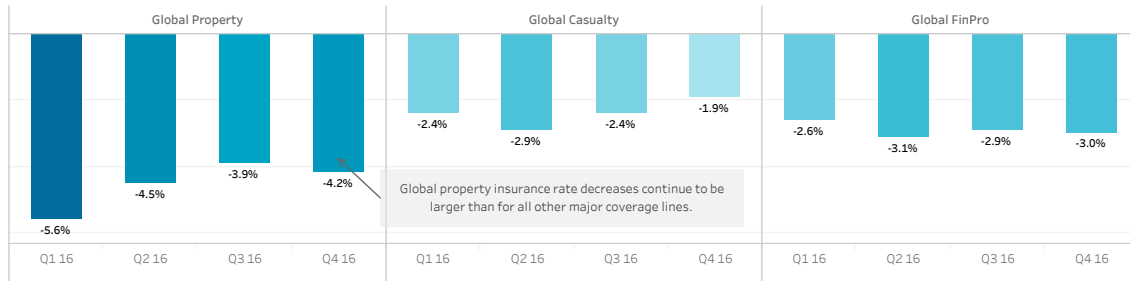
Commercial Insurance Index	Composite Insurance Rates, By Region	Global Insurance Rates, By Coverage Line	US Commercial Insurance Market	UK Commercial Insurance Market	Continental Europe Commercial Insurance Market	Latin America Commercial Insurance M..
----------------------------	--------------------------------------	------------------------------------------	--------------------------------	--------------------------------	------------------------------------------------	----------------------------------------

Global Property Insurance Rates Continue to Decline at Greater Pace When Compared to Other Lines of Business

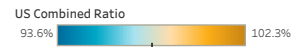
Insurance rates continued to decline, on average, across all major global insurance lines, driven largely by decreases in property insurance pricing. Overcapacity in the market coupled with an absence of significant insured losses — despite several notable events — kept the pricing environment generally soft. Early indications that capacity may be moderating and that combined ratios may be increasing could be harbingers of looming rate increases as carriers seek to boost profitability and keep combined ratios below 100%.

Global Composite Insurance Rate Change

By Major Coverage Line



Sources: iii.org, A.M. BEST



Marsh is one of the Marsh & McLennan Companies, together with Guy Carpenter, Mercer, and Oliver Wyman. This document and any recommendations, analysis, or advice provided by Marsh (collectively, the "Marsh Analysis") are not intended to be taken as advice regarding any individual situation and should not be relied upon as such. The information contained herein is based on sources we believe reliable, but we make no representation or warranty as to its accuracy. Marsh shall have no obligation to update the Marsh Analysis and shall have no liability to you or any other party arising out of this publication or any matter contained herein. Any statements concerning actuarial, tax, accounting, or legal matters are based solely on our experience as insurance brokers and risk consultants and are not to be relied upon as actuarial, tax, accounting, or legal advice, for which you should consult your own professional advisors. Any modeling, analytics, or projections are subject to inherent uncertainty, and the Marsh Analysis could be materially affected if any underlying assumptions, conditions, information, or factors are inaccurate or incomplete or should change. Marsh makes no representation or warranty concerning the application of policy wording or the financial condition or solvency of insurers or reinsurers. Marsh makes no assurances regarding the availability, cost, or terms of insurance coverage. Although Marsh may provide advice and recommendations, all decisions regarding the amount, type or terms of coverage are the ultimate responsibility of the insurance purchaser, who must decide on the specific coverage that is appropriate to its particular circumstances and financial position.

Copyright © 2017 Marsh LLC. All rights reserved.



MARSH | Global Insurance Market Index

Q4 2016

The Marsh Global Insurance Market Index is a proprietary benchmark of commercial insurance premium rate change at renewal, representing the world's major insurance markets and comprising 90% of Marsh's premium. The index captures a rolling four-quarter view of rate movement, providing a quarter-to-quarter look at changes in the marketplace.

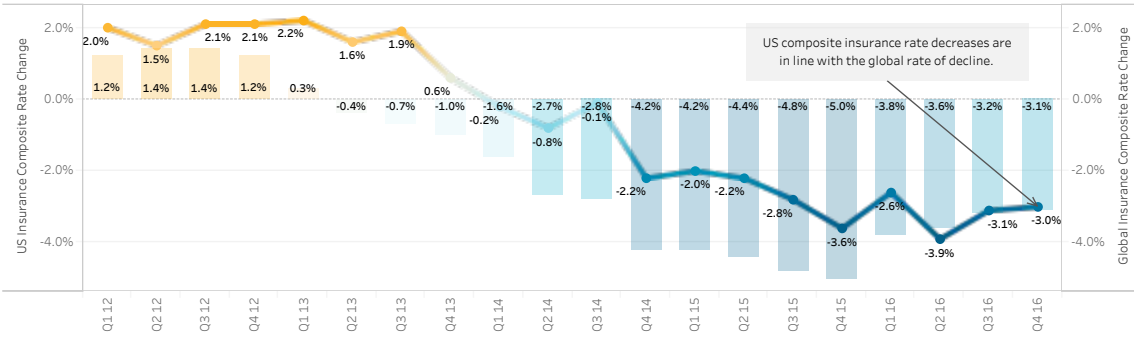
Commercial Insurance Index	Composite Insurance Rates, By Region	Global Insurance Rates, By Coverage Line	US Commercial Insurance Market	UK Commercial Insurance Market	Continental Europe Commercial Insurance Market	Latin America Commercial Insurance Market
----------------------------	--------------------------------------	------------------------------------------	---------------------------------------	--------------------------------	------------------------------------------------	-------------------------------------------

US Cyber Liability Rate of Increase Moderates

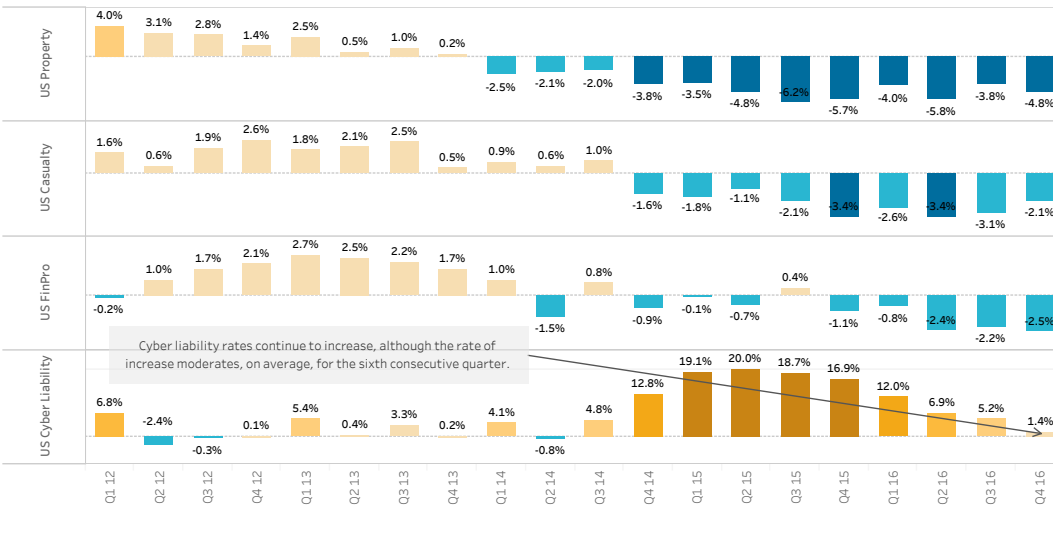
US composite insurance rates were in line with the global rate in the fourth quarter of 2016, driven in large part by decreasing rates, on average, in property insurance. US cyber liability rates continued to increase for the sixth consecutive quarter. Despite this, the number of clients purchasing cyber insurance increased 25% from 2015 to 2016 across all industries, with the greatest overall take-up in health care, communications, media and technology.

US Composite Insurance Rate Change

Composite Insurance Rate



By Major Coverage Line



Marsh is one of the Marsh & McLennan Companies, together with Guy Carpenter, Mercer, and Oliver Wyman. This document and any recommendations, analysis, or advice provided by Marsh (collectively, the "Marsh Analysis") are not intended to be taken as advice regarding any individual situation and should not be relied upon as such. The information contained herein is based on sources we believe reliable, but we make no representation or warranty as to its accuracy. Marsh shall have no obligation to update the Marsh Analysis and shall have no liability to you or any other party arising out of this publication or any matter contained herein. Any statements concerning actuarial, tax, accounting, or legal matters are based solely on our experience as insurance brokers and risk consultants and are not to be relied upon as actuarial, tax, accounting, or legal advice, for which you should consult your own professional advisors. Any modeling, analytics, or projections are subject to inherent uncertainty, and the Marsh Analysis could be materially affected if any underlying assumptions, conditions, information, or factors are inaccurate or incomplete or should change. Marsh makes no representation or warranty concerning the application of policy wording or the financial condition or solvency of insurers or reinsurers. Marsh makes no assurances regarding the availability, cost, or terms of insurance coverage. Although Marsh may provide advice and recommendations, all decisions regarding the amount, type or terms of coverage are the ultimate responsibility of the insurance purchaser, who must decide on the specific coverage that is appropriate to its particular circumstances and financial position.

Copyright © 2017 Marsh LLC. All rights reserved.



MARSH | Global Insurance Market Index

Q4 2016

The Marsh Global Insurance Market Index is a proprietary benchmark of commercial insurance premium rate change at renewal, representing the world's major insurance markets and comprising 90% of Marsh's premium. The index captures a rolling four-quarter view of rate movement, providing a quarter-to-quarter look at changes in the marketplace.

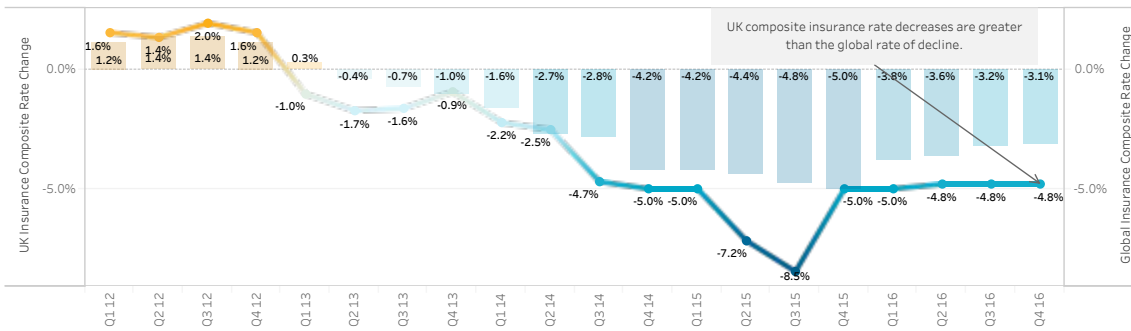
Composite Insurance Rates, By Region	Global Insurance Rates, By Coverage Line	US Commercial Insurance Market	UK Commercial Insurance Market	Continental Europe Commercial Insurance Market	Latin America Commercial Insurance Market	Asia Commercial Insurance Market
--------------------------------------	------------------------------------------	--------------------------------	--------------------------------	------------------------------------------------	-------------------------------------------	----------------------------------

UK Insurance Market Remains Competitive

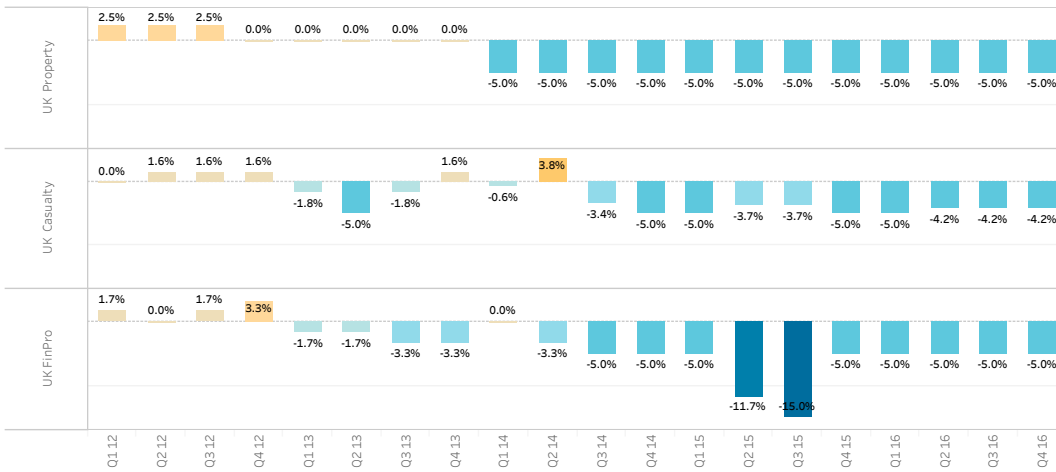
UK composite insurance rate decreases, on average, were greater than the global rate of decline in the fourth quarter of 2016, driven by generally soft markets across all major commercial insurance coverage lines. The UK's decision to leave the European Union has yet to make material impact on the commercial insurance pricing environment.

UK Composite Insurance Rate Change

Composite Insurance Rate



By Major Coverage Line



Marsh is one of the Marsh & McLennan Companies, together with Guy Carpenter, Mercer, and Oliver Wyman. This document and any recommendations, analysis, or advice provided by Marsh (collectively, the "Marsh Analysis") are not intended to be taken as advice regarding any individual situation and should not be relied upon as such. The information contained herein is based on sources we believe reliable, but we make no representation or warranty as to its accuracy. Marsh shall have no obligation to update the Marsh Analysis and shall have no liability to you or any other party arising out of this publication or any matter contained herein. Any statements concerning actuarial, tax, accounting, or legal matters are based solely on our experience as insurance brokers and risk consultants and are not to be relied upon as actuarial, tax, accounting, or legal advice, for which you should consult your own professional advisors. Any modeling, analytics, or projections are subject to inherent uncertainty, and the Marsh Analysis could be materially affected if any underlying assumptions, conditions, information, or factors are inaccurate or incomplete or should change. Marsh makes no representation or warranty concerning the application of policy wording or the financial condition or solvency of insurers or reinsurers. Marsh makes no assurances regarding the availability, cost, or terms of insurance coverage. Although Marsh may provide advice and recommendations, all decisions regarding the amount, type or terms of coverage are the ultimate responsibility of the insurance purchaser, who must decide on the specific coverage that is appropriate to its particular circumstances and financial position.

Copyright © 2017 Marsh LLC. All rights reserved.



MARSH | Global Insurance Market Index

Q4 2016

The Marsh Global Insurance Market Index is a proprietary benchmark of commercial insurance premium rate change at renewal, representing the world's major insurance markets and comprising 90% of Marsh's premium. The index captures a rolling four-quarter view of rate movement, providing a quarter-to-quarter look at changes in the marketplace.

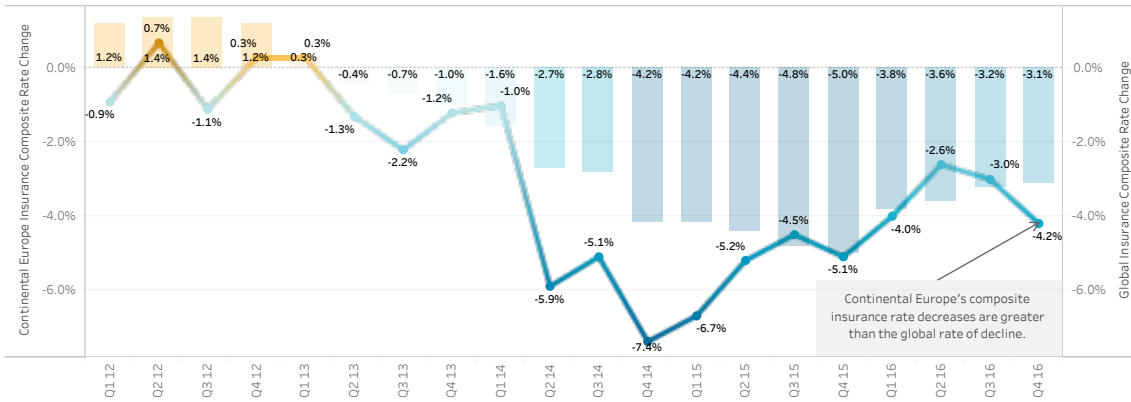
Global Insurance Rates, By Coverage Line	US Commercial Insurance Market	UK Commercial Insurance Market	Continental Europe Commercial Insurance Market	Latin America Commercial Insurance Market	Asia Commercial Insurance Market	Pacific Commercial Insurance Market
------------------------------------------	--------------------------------	--------------------------------	------------------------------------------------	-------------------------------------------	----------------------------------	-------------------------------------

Insurance Market Remains Competitive in Continental Europe

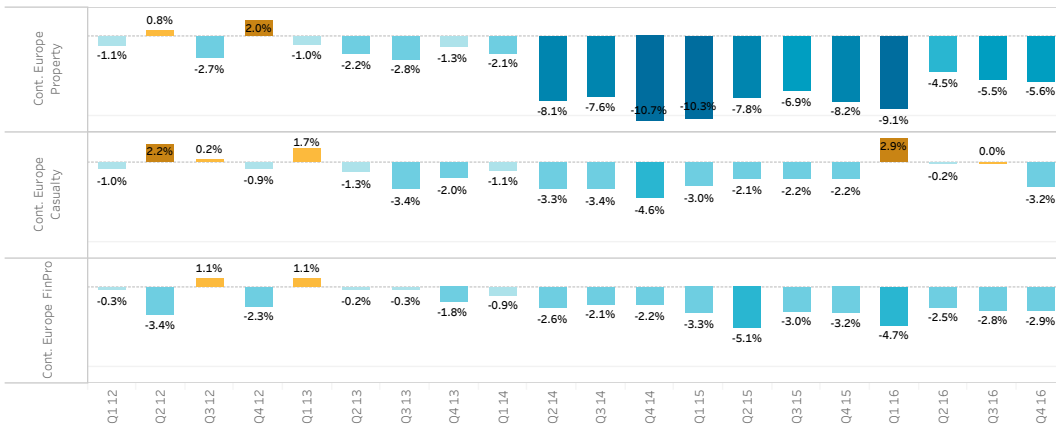
Continental Europe's composite insurance rate decreases, on average, were greater than the global rate of decline in the fourth quarter of 2016, driven in large part by decreasing rates in property insurance.

Continental Europe Composite Insurance Rate Change

Composite Insurance Rate



By Major Coverage Line



Marsh is one of the Marsh & McLennan Companies, together with Guy Carpenter, Mercer, and Oliver Wyman. This document and any recommendations, analysis, or advice provided by Marsh (collectively, the "Marsh Analysis") are not intended to be taken as advice regarding any individual situation and should not be relied upon as such. The information contained herein is based on sources we believe reliable, but we make no representation or warranty as to its accuracy. Marsh shall have no obligation to update the Marsh Analysis and shall have no liability to you or any other party arising out of this publication or any matter contained herein. Any statements concerning actuarial, tax, accounting, or legal matters are based solely on our experience as insurance brokers and risk consultants and are not to be relied upon as actuarial, tax, accounting, or legal advice, for which you should consult your own professional advisors. Any modeling, analytics, or projections are subject to inherent uncertainty, and the Marsh Analysis could be materially affected if any underlying assumptions, conditions, information, or factors are inaccurate or incomplete or should change. Marsh makes no representation or warranty concerning the application of policy wording or the financial condition or solvency of insurers or reinsurers. Marsh makes no assurances regarding the availability, cost, or terms of insurance coverage. Although Marsh may provide advice and recommendations, all decisions regarding the amount, type or terms of coverage are the ultimate responsibility of the insurance purchaser, who must decide on the specific coverage that is appropriate to its particular circumstances and financial position.

Copyright © 2017 Marsh LLC. All rights reserved.



MARSH | Global Insurance Market Index

Q4 2016

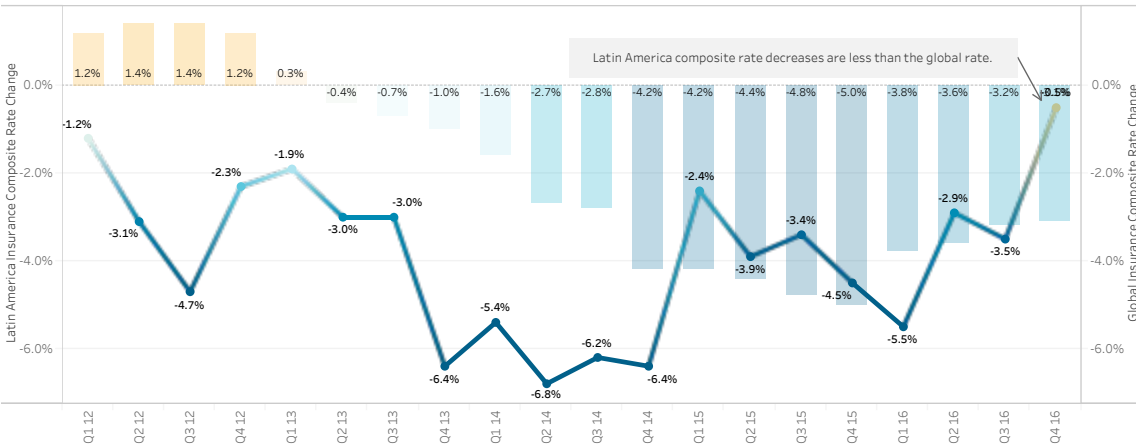
The Marsh Global Insurance Market Index is a proprietary benchmark of commercial insurance premium rate change at renewal, representing the world's major insurance markets and comprising 90% of Marsh's premium. The index captures a rolling four-quarter view of rate movement, providing a quarter-to-quarter look at changes in the marketplace.

Global Insurance Rates, By Co..	US Commercial Insurance Market	UK Commercial Insurance Market	Continental Europe Commercial Insurance Market	Latin America Commercial Insurance Market	Asia Commercial Insurance Market	Pacific Commercial Insurance Market
---------------------------------	--------------------------------	--------------------------------	------------------------------------------------	--------------------------------------------------	----------------------------------	-------------------------------------

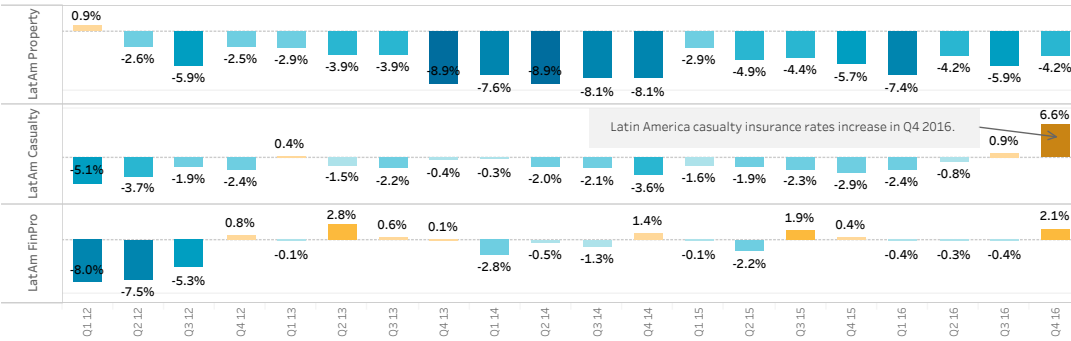
Latin America Casualty Insurance Rates Increase

Both casualty and financial and professional liability insurance rates increased, on average, in Latin America in the fourth quarter of 2016. This contributed to composite insurance rate decreases in Latin America moderating more than in any other region. Increases in average Latin America casualty insurance rates were largely due to a rise in auto insurance prices, specifically in Colombia and Mexico where Marsh has a significant market share.

Latin America Commercial Insurance Rate Change Composite Insurance Rate



By Major Coverage Line



Marsh is one of the Marsh & McLennan Companies, together with Guy Carpenter, Mercer, and Oliver Wyman. This document and any recommendations, analysis, or advice provided by Marsh (collectively, the "Marsh Analysis") are not intended to be taken as advice regarding any individual situation and should not be relied upon as such. The information contained herein is based on sources we believe reliable, but we make no representation or warranty as to its accuracy. Marsh shall have no obligation to update the Marsh Analysis and shall have no liability to you or any other party arising out of this publication or any matter contained herein. Any statements concerning actuarial, tax, accounting, or legal matters are based solely on our experience as insurance brokers and risk consultants and are not to be relied upon as actuarial, tax, accounting, or legal advice, for which you should consult your own professional advisors. Any modeling, analytics, or projections are subject to inherent uncertainty, and the Marsh Analysis could be materially affected if any underlying assumptions, conditions, information, or factors are inaccurate or incomplete or should change. Marsh makes no representation or warranty concerning the application of policy wording or the financial condition or solvency of insurers or reinsurers. Marsh makes no assurances regarding the availability, cost, or terms of insurance coverage. Although Marsh may provide advice and recommendations, all decisions regarding the amount, type or terms of coverage are the ultimate responsibility of the insurance purchaser, who must decide on the specific coverage that is appropriate to its particular circumstances and financial position.

Copyright © 2017 Marsh LLC. All rights reserved.



MARSH | Global Insurance Market Index

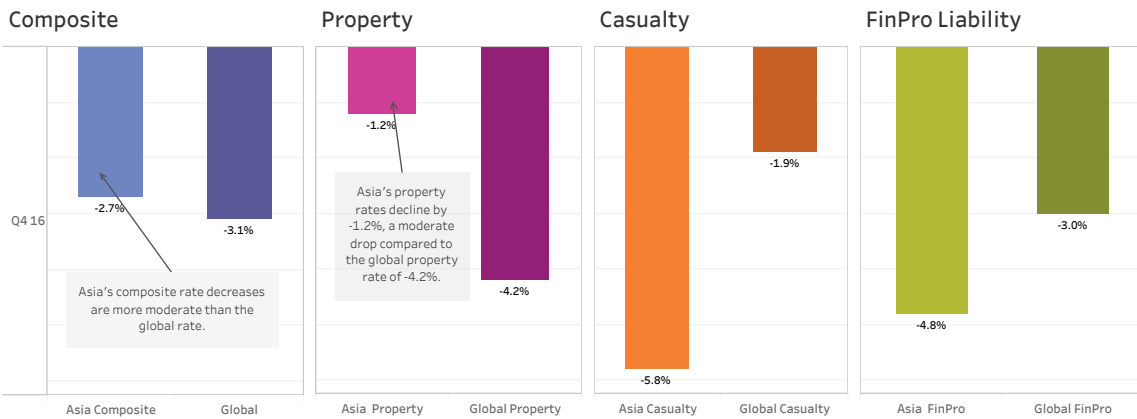
Q4 2016

The Marsh Global Insurance Market Index is a proprietary benchmark of commercial insurance premium rate change at renewal, representing the world's major insurance markets and comprising 90% of Marsh's premium. The index captures a rolling four-quarter view of rate movement, providing a quarter-to-quarter look at changes in the marketplace.

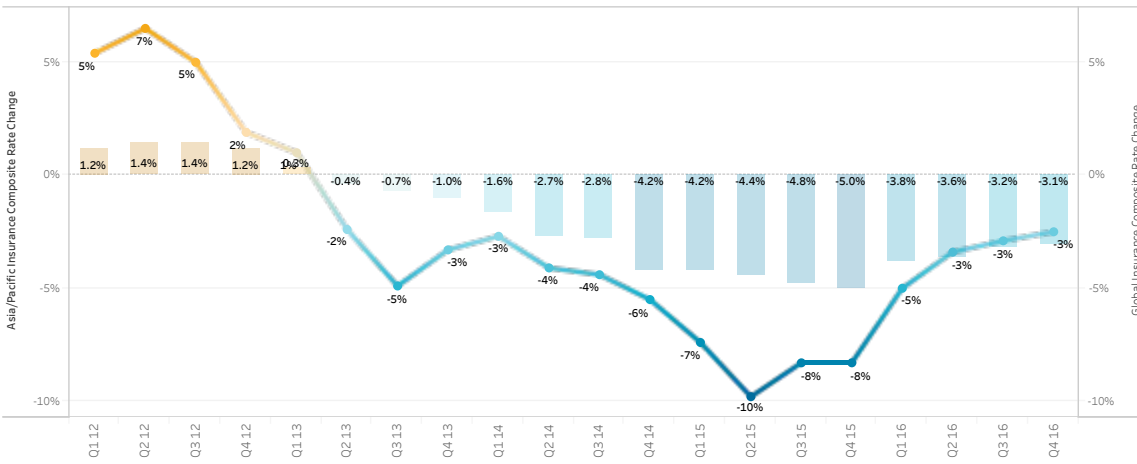
Global Insurance Rates, By Co..	US Commercial Insurance Market	UK Commercial Insurance Market	Continental Europe Commercial Insurance Market	Latin America Commercial Insurance Market	Asia Commercial Insurance Market	Pacific Commercial Insurance Market
---------------------------------	--------------------------------	--------------------------------	------------------------------------------------	-------------------------------------------	----------------------------------	-------------------------------------

Asia's Commercial Insurance Market Remains Competitive

Asia's composite insurance rate decrease was, on average, more moderate than the global rate of decline in the fourth quarter of 2016, as property insurance rates in the region also declined less than the broader global rate.



Asia/Pacific Composite Insurance Rate Change



Marsh is one of the Marsh & McLennan Companies, together with Guy Carpenter, Mercer, and Oliver Wyman. This document and any recommendations, analysis, or advice provided by Marsh (collectively, the "Marsh Analysis") are not intended to be taken as advice regarding any individual situation and should not be relied upon as such. The information contained herein is based on sources we believe reliable, but we make no representation or warranty as to its accuracy. Marsh shall have no obligation to update the Marsh Analysis and shall have no liability to you or any other party arising out of this publication or any matter contained herein. Any statements concerning actuarial, tax, accounting, or legal matters are based solely on our experience as insurance brokers and risk consultants and are not to be relied upon as actuarial, tax, accounting, or legal advice, for which you should consult your own professional advisors. Any modeling, analytics, or projections are subject to inherent uncertainty, and the Marsh Analysis could be materially affected if any underlying assumptions, conditions, information, or factors are inaccurate or incomplete or should change. Marsh makes no representation or warranty concerning the application of policy wording or the financial condition or solvency of insurers or reinsurers. Marsh makes no assurances regarding the availability, cost, or terms of insurance coverage. Although Marsh may provide advice and recommendations, all decisions regarding the amount, type or terms of coverage are the ultimate responsibility of the insurance purchaser, who must decide on the specific coverage that is appropriate to its particular circumstances and financial position.

Copyright © 2017 Marsh LLC. All rights reserved.

MARSH | Global Insurance Market Index

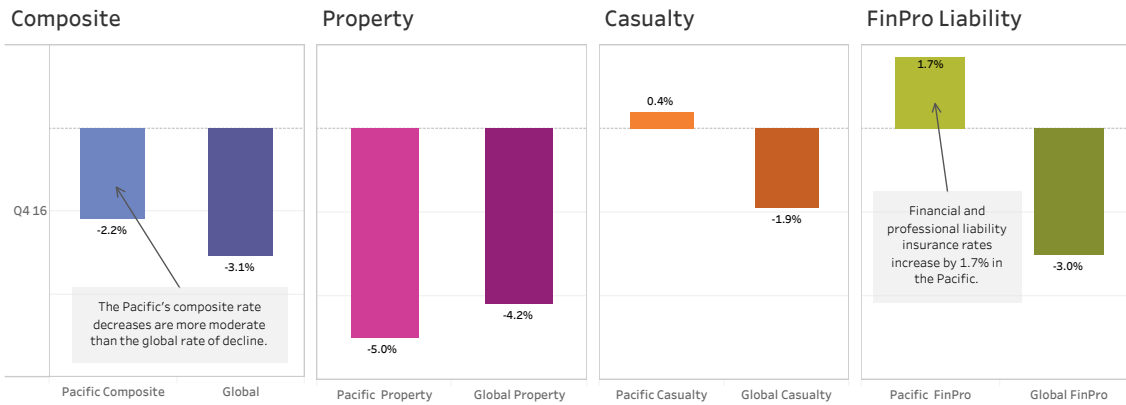
Q4 2016

The Marsh Global Insurance Market Index is a proprietary benchmark of commercial insurance premium rate change at renewal, representing the world's major insurance markets and comprising 90% of Marsh's premium. The index captures a rolling four-quarter view of rate movement, providing a quarter-to-quarter look at changes in the marketplace.

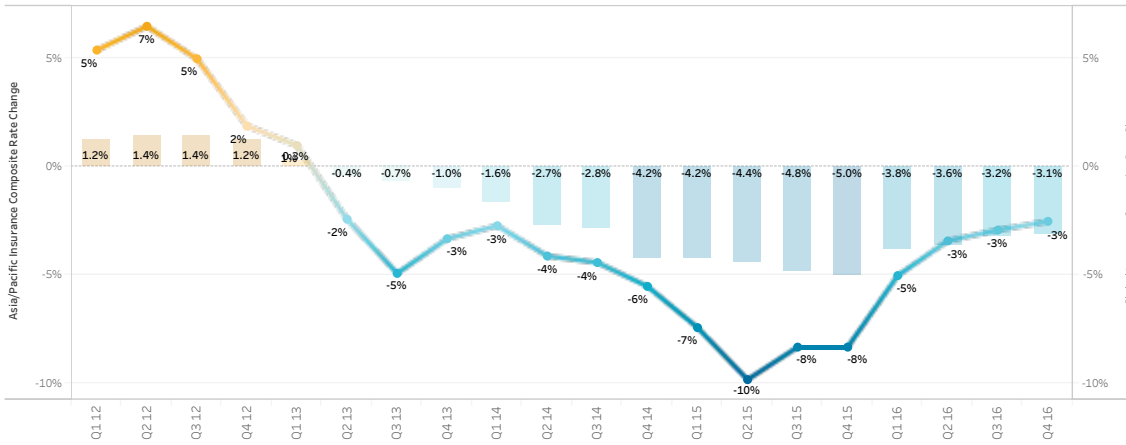
Global Insurance Rates, By Co..	US Commercial Insurance Market	UK Commercial Insurance Market	Continental Europe Commercial Insurance Market	Latin America Commercial Insurance Market	Asia Commercial Insurance Market	Pacific Commercial Insurance Market
---------------------------------	--------------------------------	--------------------------------	------------------------------------------------	-------------------------------------------	----------------------------------	-------------------------------------

Pacific Region's Financial and Professional Liability Rate Increases

In the fourth quarter of 2016, composite insurance rates decreased, on average, in the Pacific region, although more moderately than the global rate of decline. The region's financial and professional liability insurance rates increased by 1.7% while casualty rates rose 0.4%, on average. However, the average property insurance rate decline of 5.0% offset rate increases in other lines.



Asia/Pacific Composite Insurance Rate Change



Marsh is one of the Marsh & McLennan Companies, together with Guy Carpenter, Mercer, and Oliver Wyman. This document and any recommendations, analysis, or advice provided by Marsh (collectively, the "Marsh Analysis") are not intended to be taken as advice regarding any individual situation and should not be relied upon as such. The information contained herein is based on sources we believe reliable, but we make no representation or warranty as to its accuracy. Marsh shall have no obligation to update the Marsh Analysis and shall have no liability to you or any other party arising out of this publication or any matter contained herein. Any statements concerning actuarial, tax, accounting, or legal matters are based solely on our experience as insurance brokers and risk consultants and are not to be relied upon as actuarial, tax, accounting, or legal advice, for which you should consult your own professional advisors. Any modeling, analytics, or projections are subject to inherent uncertainty, and the Marsh Analysis could be materially affected if any underlying assumptions, conditions, information, or factors are inaccurate or incomplete or should change. Marsh makes no representation or warranty concerning the application of policy wording or the financial condition or solvency of insurers or reinsurers. Marsh makes no assurances regarding the availability, cost, or terms of insurance coverage. Although Marsh may provide advice and recommendations, all decisions regarding the amount, type or terms of coverage are the ultimate responsibility of the insurance purchaser, who must decide on the specific coverage that is appropriate to its particular circumstances and financial position.

Copyright © 2017 Marsh LLC. All rights reserved.

